


# The Poop Scoop



Free Newsletter No. 13, March 2019



## The Scoop

DOG BITES!! Pretty hot topic right now it seems! So what's going wrong ??? Common sense isn't very common these days - that's what !

I have 3 children, they have all been raised in the rescue so are pretty dog savvy kids. My two older boys could probably handle dogs a lot better than most adults but my youngest is only 1 so we are still doing basics with him - "gentle touch" showing him how to pat softly etc. He's still at the age where if I take my eyes off him a "gentle touch" will turn into an ear grab or a smack in the face so it's my job as a dog owner and his mother to protect them both. They are never alone unsupervised and any physical contact is done with me right there. I don't have bad kids, or bad dogs, this is just common sense right??

Apparently not

The fact is most dog bites on children happen in the family home, with the family dog. Too often I see pictures and videos of clearly uncomfortable dogs interacting with children labeled as "oh he loves it".

Are you sure? Or is he just putting up with it? Why risk it?

Because my children have grown up in rescue it makes them more confident with strange dogs. This scares the crap out of me. Lewis (1) toddles around the rescue like he owns the place. Dogs don't faze him in the slightest, they are an every day part of life. He would 100% walk up to any random dog he sees in public and try and touch it.

This is where my #1 job comes in. I am their Mum. It is my job to make sure they are safe at all times. They are never allowed to approach a strange dog that they do not know. Regardless of breed, size, on or off leash - random dogs are off limits. Period.

At friends houses who have dogs they are taught not to interact with the dogs unless the dog initiates it and is clearly happy in the situation. They are taught basic dog body language and how to play and interact.

**THIS IS BASIC STUFF !!**

When I am out walking with my dogs and someone says "can I pat your dog?" First - praise for asking - and then I evaluate my dog and the situation. If he's happy, sure. If you have a big hat on, use a walking stick or whatever and he seems a little weirded out by you, then no sorry he doesn't want to interact with you today. Simple.

To many kids are being bitten in situations that both they and the dog should never have been in in the first place.

Parents - watch your children!  
Dog owners - watch your dogs!  
Parents with dogs - be smart!

How about we educate everyone and lower our dog bite statistics!!



## Dog of the Month

### Sunshine

Sunshine is a 2yr old American Staffy Cross. She is a happy fun girl who is a pleasure to be around and is happy to chill out on the couch or be out for an adventure. She is good with other dogs and is an active player, so needs a dog that can help teach her play levels. She is not suited to live with cats.

She is thriving in her foster home and they are working on her stranger warniness on walks and in the home. She needs an experienced bull breed owner who understands her training needs to help continue her training.

All our dogs are destined to be family dogs that sleep indoors with the rest of the family.

Sunshine is registered, vaccinated, de-sexed and chipped

If you ever want information we are always happy to offer advice or point you in the direction of someone else who can help!

Abbey van der Plas

## All the ways to reach us

1 Barton Street, Woolston, Christchurch

Email: [admin@chchbullbreedrescue.org.nz](mailto:admin@chchbullbreedrescue.org.nz) [www.chchbullbreedrescue.org.nz](http://www.chchbullbreedrescue.org.nz)

Socialmedia: [www.facebook.com/ChristchurchBullBreedRescue](https://www.facebook.com/ChristchurchBullBreedRescue); [www.instagram.com/chchbullbreedrescuenz](https://www.instagram.com/chchbullbreedrescuenz)

# Welcome

It's been an exciting summer so far, and hence this newsletter is fashionably late. In addition to rehoming dogs, which is of course our main mission, we are in the process of upgrading the rescue in Woolston. You might have heard about our new shop, but that is just the beginning. Watch this space for an upcoming Special Edition to show you around once the finishing touches have been applied. Until then, we hope you enjoy this issue of the Poop Scoop.



## The Science Corner

### Food and exercise

You probably heard the argument that having a dog is good for your health because you are supposed to take them for walks every day (and they make you happy, which is in itself good for your health). However, two recent studies paint a slightly different picture.

The first study evaluated the amount of exercise a large cohort of dogs got, sorted by breed or group of breeds (like working, toy dog, terrier), and compared that to the UK Kennel Association's recommendations. The results were not completely unexpected. Groups most likely to be exercised at least once a day were gundogs, pastorals and hounds (>85%), while terriers and toy groups were least likely (ca 75%). Smaller dogs were less likely to receive at least 30 min of exercise per day (55% of them miss this target!). However, not every breed needs the same amount of exercise. When compared to recommendations, small dogs (71%) got closer to recommended levels than medium (52%) or large (18%) dogs, likely because the same 'walk around the block' is tougher if you have short legs.

The second study shows that over half of surveyed dog owners (not the same ones as in the study above) could not correctly guess their dog's weight and body condition. 11% overestimated, but 38% underestimated it (meaning they thought their dog was skinnier than it was). About the same number was not able to judge correctly how much wet or dry food their dog actually needs. Interestingly, more owners underestimated the correct amount needed by their dog. Given that about half of all dogs in the western world are overweight or obese, it indicates that additional calories may come from treats or other sources. Just like us, really.

Taken together, these studies make a good case for making sure you know how much food and exercise your dog needs and to get out and about more in order to keep them and yourself happy and healthy.

The studies can be found here:

<https://www.cambridge.org/core/journals/journal-of-nutritional-science/article/variation-in-activity-levels-amongst-dogs-of-different-breeds-results-of-a-large-online-survey-of-dog-owners-from-the-uk/6E56682BE674317B06CEF39A448AB793>

<https://www.mdpi.com/2306-7381/4/2/30/htm>



## Specials



Calendars \$10

To celebrate our new shop, we offer a 10% discount on all merchandise bought in store when you use the

code word 'Gibbles'

in honour of the best ambassadog ever. This offer is valid until 30. April 2019.

You can find us at 1 Barton Street, Woolston, CHCH

We are open Mon-Sat, 10am-2 pm





# Doggie Tails

## Dog Introductions

I always suggest to have a few things in place before any dogs introductions are started.

Firstly, the dogs are on a harness and lead, not a collar and lead. Some dogs are not fans of being on leads nor like meeting other dogs on lead, so when wearing a harness it can help limit any negative reactions that could occur if the dogs were on a collar and lead.

Secondly have a long line on hand for once the first stage of introduction is completed. This allows the dogs the freedom to move around and play, but gives the handler the confidence if they are not familiar with the dog. Some dogs have no recall or have no respect for the other dogs play levels, this way all situations can always be controlled. Ensure the long line you are using is appropriate for the dog and is around 8-10 metres.


Thirdly, have high value treats on hand for re-focusing the dog if needed.

And lastly, pick your location for any introductions well, preferable with a gate or fenced area that can also be used as part of the introduction phase. Whether you know the other dog's history or not, the safest way to do introductions are slow and careful. I would suggest first inductions are done in a quiet neutral place, by walking in an area with little external distracters such as too many other people or dogs, like a quiet local street or industrial area.

Start off with about 5-6 metres between you with the people being on the inside, in between the dogs. As they start walking over a good distance, gradually angle toward each other, however never turn to approach head on. Let the dogs get closer to each other, how quickly this happens and the gap is closed depends on the dogs. They could be excited about being on a walk, interested in the new smells or the other dog.


Watch both dogs' body language when they look at each other. Signs of positive body language are: \* face is soft and relaxed \* tail is wagging in a low position \* butt wiggles and/or play bows \* jumping at the end of a lead in positive excitement \* barking in happiness to play.

Signs of negative body language are: \* hard face \* body stiffens, stands high, tail



up high over back not wagging or very slowly wagging \* lip curls or growls \* hackles up on the back \* barking in a deep pitch \* challenging body language is very clear.

If you have got all the positive body language cues as they are walking and getting closer together, once the dogs are close together they can meet. Meeting on lead should only happen very briefly and no real play engaged in as the dogs could inadvertently get tangled in the lead, which can cause a fright and lead to a fight. Continue holding the leads for a while, just in case the encounter suddenly turns from a positive interaction to aggressive. Turn with the dogs as they sniff each other ensuring there is plenty of slack in the leads. Tension in the lead can cause a snap from a dog who is a little uneasy which can ruin a meeting that might otherwise go just fine. If there is any sign of a change in body language quickly separate the dogs and praise them for the good interaction and start the process again, if the situation is suitable.



The next step is determined by how the dogs are getting along. If they are interacting really positively, progress to a fully fenced yard and unclip the leash so they do not tangle and let them explore the area together. If the interaction has tense body language, stop the interaction and repeat this process daily (if possible) until the

dogs are at a point where they have comfortable body language with each other. This is the point where the long line would be used to still give some level of control over the play if needed.



An alternative to walking side by side or as an extra option before or after the walking introduction, is to let the dogs meet with a barrier between them, such as a chicken wire fence or fencing where it can allow the dogs to be able to sniff each other but not be able to bite. If the area is safe/fenced and the dogs contained from each other, this means the dogs can be off lead. This can be an advantage if one dog tends to be snappy on lead but has good dog manners off lead. A barrier meeting can be a good option if the other person handling the dog is not confident of their abilities to manage a situation that could escalate, or if one of the dogs does better meeting other dogs if they



cannot get in their space straight away. However like leads, fences can make some dogs behaviour worse, so if the dogs fight through the fence, that does not necessarily mean the dogs will not happily interact, just try another walk with them side by side, with the people in the middle.

All of these steps are to be done at each dogs' pace. Never push a dog into a situation it is not ready for, it will always end up in a negative outcome for everyone. Some steps, like just walking side by side with people in between and a decent gap may need to be done over a few days or on the other hand they could meet, play bow and be best mates from the offset.



# We found our forever homes



## Weird Dog Fact

Dogs have 18 muscles to control their ears (humans have only 6)

## Upcoming events

We often do sausage sizzles on short notice. check out our Facebook page for details.

## If you would like to make a donation, there are several ways to do so:

Directly into our Trust account - Christchurch Bull Breed Rescue Trust 38-9016-0659994-00

Directly into our vet account - Avonside Wainoni Vet Clinic - Ref - 11751 - 06 0829 0207978 00

Give A Little - <https://givealittle.co.nz/org/bullbreedrescue>

Fill in the form below & send in a payment to us at 1 Barton Street, Woolston, Christchurch

As we are a registered charity, we are able to offer receipts for tax purposes, so please let us know if you require a receipt for payments made in any of the above ways

Name: \_\_\_\_\_ Address: \_\_\_\_\_ Email: \_\_\_\_\_

Payment made into an account: \_\_\_\_\_

Payment attached: Y/ N Receipt Required Y/N Receipt: Emailed / Posted